

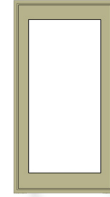


True French Door Sizes

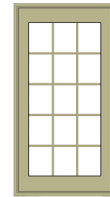
1. The door drawings in this catalog are not necessarily all scaled the same. Drawings are intended for visual reference only and are not suitable for architectural purposes.
2. The Call Size is a unique identification number for the product type and size. Use this number to specify unit and size wanted.
3. A dimension page at the back of this section gives precise specifications for all the major dimension for this product. Please refer to it for additional size information.
4. All units are available with or without grilles. Drawings show the standard grille lite division for the product as a stand-alone unit. When mulling with other units grille lite division may vary.
5. Unit may be mulled with others to form a combination unit. Rough Opening should be adjusted to account for the additional units. Generally, add the unit dimensions together and add 1/2" for the rough opening.
6. The standard jamb depth is 4-9/16". Jamb Extension may be added to increase the interior wood jamb depth up to 6-9/16". Specify exact jamb depth needed. Exterior Frame Extensions are also available to increase the jamb depth to 6-9/16".
7. Exterior Dimensions with Brick Mold, add 2.75" to the width and add 1.375" to the height. Note: interior frame and rough opening dimensions are not affected.

Call Height	Unit/Frame H.	R.O. Height	Panel Height	4-0	5-0	5-4	6-0	Call Width
				48"	60"	64"	72"	Unit/Frame Width
6-8	79 1/2"	6'-8"	77 1/16"					R.O. Width
6-11	82 1/2"	6'-11"	80 1/16"					Panel Width ea.
8-0	95 1/2"	8'-0"	93 1/16"					
				CIFD4068	CIFD5068	CIFD5468	CIFD6068	
				CIFD40611	CIFD50611	CIFD54611	CIFD60611	
				CIFD4080	CIFD5080	CIFD5480	CIFD6080	

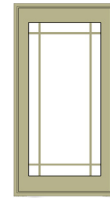
Grille Patterns



No Grille



Colonial



Lexington

Operation Options for True French Doors - Specify the operation for the door as shown below. Operation is as viewed from the outside.



L



R