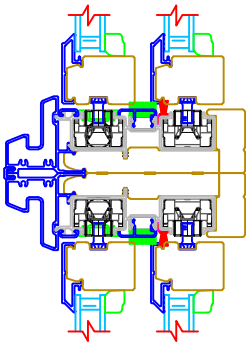
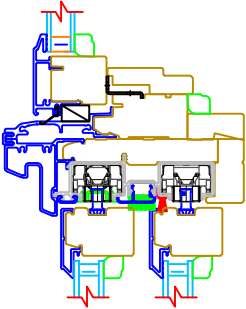


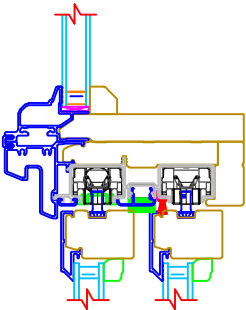
USA ARCHITECTURAL DOUBLE HUNG
 0" Mull Shown
 W/ OPTIONAL 1", 1 1/2", 2", 3" OR 4"



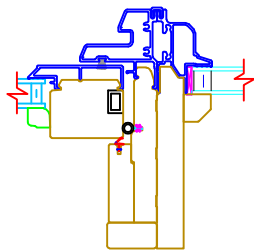
USA ARCHITECTURAL DOUBLE HUNG
 0" Mull Shown
 W/ OPTIONAL 1", 1 1/2", 2", 3" OR 4"



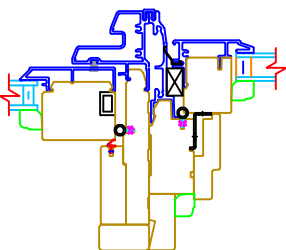
USA ARCHITECTURAL DOUBLE HUNG
 0" Mull Shown
 W/ OPTIONAL 1", 1 1/2", 2", 3" OR 4"



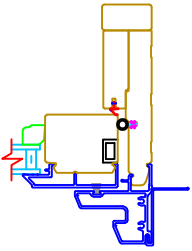
USA ARCHITECTURAL DOUBLE HUNG
 0" Mull Shown
 W/ OPTIONAL 1", 1 1/2", 2", 3" OR 4"



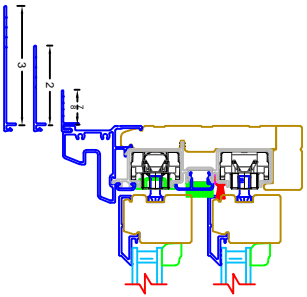
USA ARCHITECTURAL DOUBLE HUNG
 0" Mull Shown
 W/ OPTIONAL 1", 1 1/2", 2", 3" OR 4"



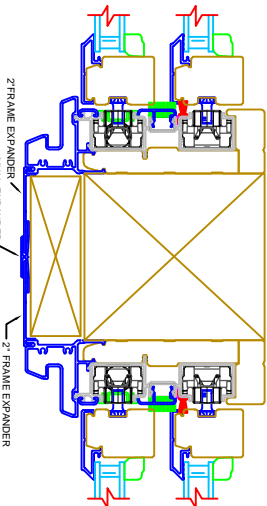
USA EASY TILT/COMFORT TILT DOUBLE HUNG
 DRIP CAP APPLICATION



DOUBLE HUNG FAMILY FRAME EXPANDERS
 SHOWN USING 1/2" EXPANDER W/
 OPTIONAL 2" AND 3" EXPANDERS



DOUBLE HUNG FAMILY SPREAD MULLS
 SHOWN USING 2" FRAME EXPANDER
 2" RANGE= 2" TO 4 1/2"



SHOWN USING 3" FRAME EXPANDER
 3" RANGE=4" TO 6 1/2"



SHOWN USING 7/8" FRAME EXPANDER
 1/2" RANGE=1 1/2" TO 2 1/2"



DOUBLE HUNG FAMILY
 1" MULL SHOWN
 OPTIONAL MULLS SHOWN BELOW

