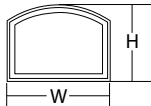
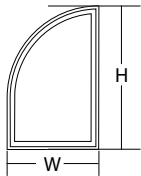
**Custom Height Round Top Window**

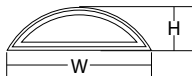
Width	Must be standard Round Top width (see standard product pages)
Height	Min. Shoulder Height = 4" Max. Over-all Height = 96"
Total Length	Max. = 230" (Shoulder Height x 2 + πR)
Specify	Width and Over-all Height
Base Price	The price of the next larger standard size Round Top window plus 10%
Grille Price	Double the price of the selected grille for next larger size window

**Custom Size Arch Top Window**

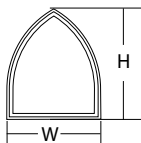
Width	Min. = 24" Max. = 96"
Height	Min. Shoulder Height = 8" Max. Shoulder Height = 96" Over-all Height = Shoulder Height + Cord Height
United Inches	Max. = 144"
Specify	Width and Over-all Height (if a specific shoulder height is needed contact the factory)
Base Price	The price of the next larger standard size Arch Top window plus 10%
Grille Price	Double the price of the selected grille for next larger size window

**Custom Quarter Round Top Window**

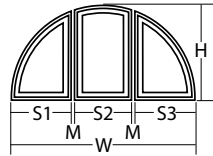
Width	Min. = 16" Max. = 72"
Radius	Must use a standard radius (16", 18", 20", 24", 28", 30", 32", 36", 42", 48", 54", 60", 72")
Height	Min. = unit width Min. Shoulder Height = 0" or ≥ 4" Max. Over-all Height = 96"
United Inches	Max. = 144"
Specify	Width and Over-all Height
Base Price	The price of the next larger standard size Round Top window plus 10%
Grille Price	Double the price of the selected grille for next larger size window

**Custom Eyebrow Window**

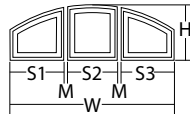
Width	Min. = 48" Max. = 72"
Height	The height is determined by the factory established radius.
Specify	Width
Base Price	The price of the next larger standard size Eyebrow window plus 10%
Grille Price	Double the price of the selected grille for next larger size window

**Custom Height Gothic Window**

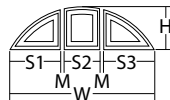
Width	Must be a standard Gothic window width (see standard product pages)
Height	Min. = the Cord (or Gothic) Height Max. Over-all = 96" Over-all Height = Cord/Gothic Height + Shoulder Height Min. Leg Height = 0" or ≥ 4"
Specify	Width and Over-all Height
Base Price	The price must be quoted by the factory
Grille Price	The price must be quoted by the factory

**Segmented Round Top Window**

Width	Min. per segment = 16" Max. per segment = 96" Max. Over-all (mullied) = 144"
Radius	Must use a standard radius 12", 14", 16", 18", 20", 24", 28", 30", 32", 36", 42", 48", 54", 60", 72", 108", 145"
Height	Min. Shoulder Height = 0" or ≥ 4" Max. Over-all Height = 96"
United Inches	Max. = 144" per segment
Specify	Over-all Width and Over-all Height, number of segments (2,3,4), space between segments, and width of each segment. Segment widths do not have to be equal.
Base Price	Price each segment at the price of the next larger standard size Round Top window plus 10% for custom width and 10% for custom height. If segment is factory mullied, add \$32 per mull. (Mullied units cannot exceed 12' in width.)
Grille Price	Double the price of the selected grille for next larger size window per segment.

**Segmented Arch Top Window**

Width	Min. per segment = 16" Max. per segment = 96" Max. Over-all (mullied) = 144"
Height	Min. Shoulder Height = 8" Max. Shoulder Height = 96"
United Inches	Max. = 144" per segment
Specify	Over-all Width and Over-all Height, number of segments (2,3,4), space between segments, and width of each segment. Segment widths do not have to be equal.
Base Price	Price each segment at the price of the next larger standard size Arch Top window plus 10% for custom width and 10% for custom height. If segment is factory mullied, add \$32 per mull. (Mullied units cannot exceed 12' in width.)
Grille Price	Double the price of the selected grille for next larger size window per segment.

**Segmented Eyebrow Window**

Width	Min. per segment = 16" Max. per segment = 96" Min. Over-all = 48" Max. Over-all (mullied) = 144"
Height	The height is determined by the factory established radius.
United Inches	Max. = 144" per segment
Specify	Over-all Width, number of segments (2,3), space between segments, and width of each segment. Segment widths do not have to be equal.
Base Price	Price each segment at the price of the next larger standard size Eyebrow window plus 10%. If segment is factory mullied, add \$32 per mull. (Mullied units cannot exceed 12' in width.)
Grille Price	Double the price of the selected grille for next larger size window per segment.